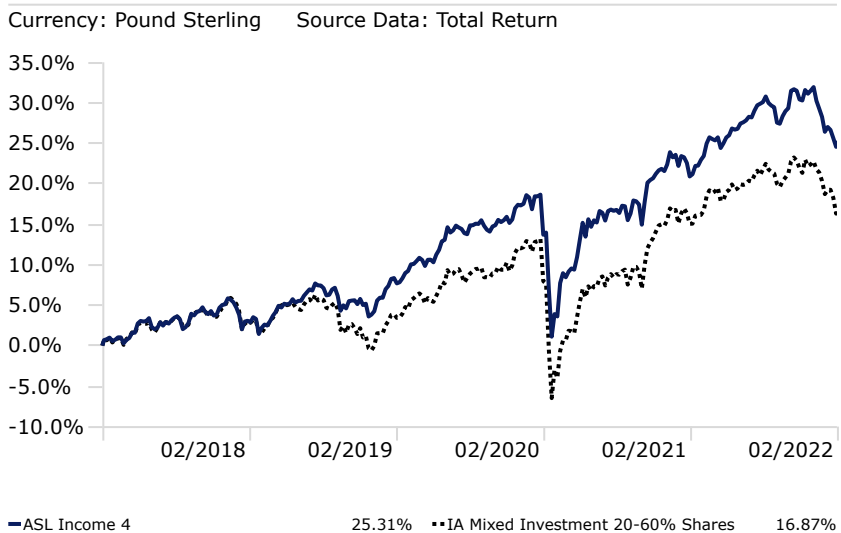


Model Holdings

	12 Mo Yield	Portfolio Weighting %
Trojan Fund X Income	0.10%	9.65
Vanguard Glb S/T Bd Idx £ H Dist	0.66%	8.00
Janus Henderson Strategic Bond I Inc	3.15%	7.50
Jupiter Strategic Bond I Inc	3.97%	7.50
Sanlam Real Assets A GBP Inc	3.41%	7.45
FP Foresight Global RI Infrasa A GBP Inc	2.84%	7.40
Vanguard Glb Bd Idx £ H Dist	1.36%	6.00
Fidelity Global Enhanced Income W Inc	4.75%	4.50
Montanaro UK Income GBP	3.52%	4.25
Schroder Income Fd Z Inc	3.89%	4.25
Rathbone Ethical Bond I Inc	3.51%	4.00
HSBC American Index C Inc	1.08%	3.90
Artemis Global Income I Inc	2.67%	3.00
Fundsmith Sustainable Equity I Inc	0.10%	3.00
JPM Global Macro Opportunities C Net Inc	0.00%	3.00
JPM Emerging Markets Income C Net Inc	2.95%	2.70
Baillie Gifford Global Inc Growth B Inc	2.29%	2.25
L&G Japan Index I Inc	1.85%	2.15
BlackRock Continental Eurp Inc D Inc	3.27%	1.70
Allianz Continental European S Inc	0.53%	1.60
Schroder Asian Income Z Inc	3.83%	1.20
BMO Responsible Global Equity 2 Inc	0.34%	1.00
LF Lindsell Train UK Equity Inc	2.00%	1.00

Some investments do not list a yield currently either due to Morningstar lacking recent data, the share class being opened for less than 12 months or since this data is not provided by Morningstar of ETFs.

Return Since January 2016



Annualized Total Returns to Latest Month End

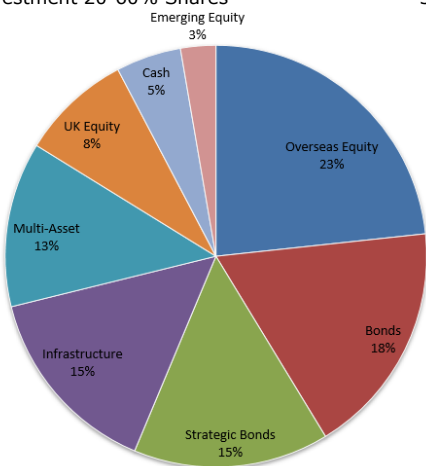
	1 Year	3 Years
ASL Income 4	3.65%	5.26%
IA Mixed Investment 20-60% Shares	1.58%	4.22%

Discrete Annual Total Returns to Latest Quarter End

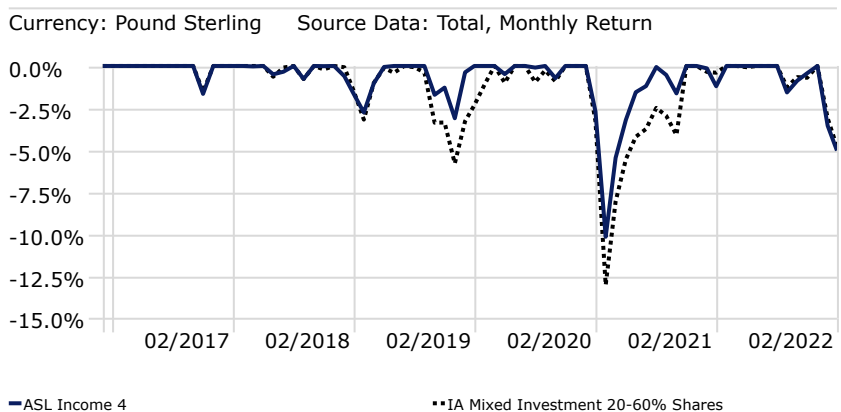
	01/01/2021 - 31/12/2021	01/01/2020 - 31/12/2020	01/01/2019 - 31/12/2019	01/01/2018 - 31/12/2018	01/01/2017 - 31/12/2017
ASL Income 4	7.82%	4.87%	12.39%	-1.22%	7.65%
IA Mixed Investment 20-60% Shares	6.28%	3.49%	12.08%	-5.11%	7.19%

Cumulative Total Returns to Latest Month End

	3 Months	6 Months	1 Year	3 Years	5 Years
ASL Income 4	-3.53%	-3.95%	3.65%	16.64%	25.31%
IA Mixed Investment 20-60% Shares	-3.55%	-4.23%	1.58%	13.19%	16.87%



Investment Drawdown



This document has been issued under Section 21 of the Financial Services and Markets Act 2000 by Avidus Scott Lang & Co. Ltd which is authorised and regulated by the Financial Conduct Authority (FRN:777135). Avidus Scott Lang & Co. Ltd model portfolios are run on a discretionary basis for Avidus Scott Lang & Co. Ltd by Sanlam Private Wealth. Sanlam Private Wealth is the trading name of Sanlam Private Investments (UK) Limited which is authorised and regulated by the Financial Conduct Authority (FRN: 122588). This update is for information only and is not an invitation to undertake investment activity.

The value of portfolios following this model may fall as well as rise and you may get back less than initially invested.

This model portfolio performance represents client's portfolios which are periodically restructured and/or rebalanced. Although the model portfolios are applied to client accounts, the actual returns may vary from the returns shown. Performance has been simulated with performance prior to 29/01/2020 (the inception date of this solution) attained through backdating holdings at launch to the inception of these individual investments, and substituting where appropriate for indexes or best-fit alternative funds, to attain a longer performance history for comparative purposes. **Past performance should not be used as a reliable indicator of future performance.** The source of data is Morningstar Direct, calculated on a total monthly returns basis for a Pound Sterling investor. Performance has been calculated net of underlying fund costs and charges, but gross of model management fees as well as any platform, product provider or adviser fees; details of which should be provided by your Investment Advisor. Adherence to this model subjects an investor to a number of risk factors: the value of underlying investments may fluctuate due to exchange rate changes between Sterling and the currencies in which underlying investments are denominated, exposure to historically volatile geographies such as emerging markets as well as to risks associated with broader market conditions and events. Any investment in accordance with this model should consequently be considered as a medium to long-term investment. _SAH0320(145)0520UKRet